

# SMS<sup>®</sup>

## Slit Lamp

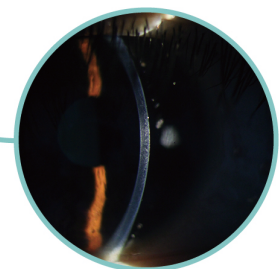

Basic Diagnostic  
SL-300/SL-500



SL-300 Optics(3X)



SL-500 Optics(5X)



Clear and Stereoscopic View

### ❖ Parallel type, Galilean system

Superior optic quality, provides stereoscopic and comfortable view. With broad beam, wide field and high depth of field

### ❖ Warm LED Illumination, Better Conformity, Longer Life Time


Work 50 thousand hours, and suitable for human tissue.

### ❖ Precision Machining Makes Smooth and Flexible Movement

### ❖ Brightness Control Continuously

### ❖ Interface for laser and applanation tonometer reserved

### ❖ Exquisite shape design, compact mobile base



FUTURE OF EYE CARE

## Technical Parameter

Items	Model	SL-300	SL-500
<b>Optical Part</b>			
Microscope Type	Galilean Type System		
Magnification Changer	Revolving Drum		
Magnification	10X,16X,25X	6X,10X,16X,25X,40X	
Eyepiece Magnification	12.5x		
Visual Angle of Eyepiece	13°		
PD Range	52mm-85mm		
Diopter	±7D		
Visual Field Diameter	10 X ( 22 m m ) , 16 X ( 14 m m ) , 25X(8.5mm)	6 X ( 33 m m ) , 10 X ( 22 m m ) , 16 X ( 14 m m ) , 25X(8.5mm), 40X(5.5mm)	
<b>Illumination Part</b>			
Illumination Type	Tower Type		
Light Source	Warm LED		
Brightless control	Continuously adjustable		
Illumination tilting	5°,10°,15°,20°		
Slit Width	0mm-14mm continuously adjustable		
Slit Height	1mm-14mm continuously adjustable		
Slit Angle	0°~180°continuously adjustable		
Slit Aperture Size	Φ0.2,Φ1,Φ3,Φ5,Φ10,Φ14,mm)		
Filter	Heat Absorption, Grey, Redfree(Green), Cobalt Blue		
* Voltage: 100~240V 48~62Hz Compatible			